







**SYMBOL & LINE LEGEND**

-  PRELIMINARY SUBDIVISION BOUNDARY
-  PRELIMINARY SUBDIVISION LOT LINE
-  EXISTING INTERIOR LOT LINE
-  DEFINITIVE SUBDIVISION BOUNDARY
-  DEFINITIVE SUBDIVISION LOT LINE
-  POTENTIAL FUTURE LOT LINE

**NORTH POLE ESTATES**

**Surveyed and Mapped for**

Chicopee Concrete Services, Inc.  
c/o Jason Ouellette  
652 Prospect Street · Chicopee, MA 01020

September 22, 2020      Scale: 1"=120'

Prepared by

**R LEVESQUE ASSOCIATES INC**

ph: 413.568.0985 fax: 413.568.0986

40 School Street · P.O. Box 640  
Westfield, MA 01086

[rland.com](http://rland.com)

SCALE: 1"=120'