

COMMONWEALTH OF MASSACHUSETTS
SOUTH HADLEY, MASSACHUSETTS

WARRANT

Hampshire, ss.

TO: Either of the Constables of the Town of South Hadley

ADA ADVISORY

Anyone in need of special arrangements for the Town Meeting, please contact the Office of the Selectboard at (413) 538-5030 ext. 6136 or Selectboard@southhadleyma.gov by 5:00 pm on February 17th, 2026 in order that reasonable accommodations may be made.

GREETINGS:

In the name of the Commonwealth of Massachusetts, you are hereby directed to notify and warn the Inhabitants of the Town of South Hadley that the SPECIAL TOWN MEETING will be held at 153 Newton Street, South Hadley, Massachusetts on Wednesday, February 25, 2026 at 6:00 PM or as soon thereafter as the subject matter of this warrant can then and there be reached, and the Town Clerk is required to notify and warn the Town Meeting Members then and there to meet and act on the following articles;

REPORTS

ARTICLE 1: HEAR REPORT

To see if the Town will hear the report of the Selectboard relative to the findings of the Budget Task Force, or take any other action relative thereto.


ARTICLE 2: BUDGET - NON OVERRIDE

To see if the Town Meeting would give a sense of Town Meeting to approve a budget at annual town meeting which does not fully fund service for the Town but is balanced based upon projected revenues for FY27, or take any other action relative thereto. (Appendix A)


ARTICLE 3: BUDGET - OVERRIDE

To see if the Town Meeting would give a sense of Town Meeting to approve a budget at annual town meeting which funds the operation of the Town but which is contingent upon a proposition 2 ½ override, or take any action relative thereto. (Appendix A)


Given under our hands this 10th day of February 2026:



Jeff Cyr




Nicole Casolari



Carol Constant



Andrea Miles




Renee Sweeney

SELECTBOARD

TOWN OF SOUTH HADLEY

True copy, attest:



Sarah Gmeiner, Town Clerk

Town of South Hadley

APPENDIX A - FY2027 BUDGET SCENARIOS

	FY 24	FY 25	FY 26	FY 27	FY 27	FY 27	FY 27
Department	Expended	Expended	Approved	NO Override	6m Override	9m Override	11m Override
1220 Selectboard							
Selectboard-Personnel Services	\$238,345	\$235,294	\$245,510	\$251,675	\$261,692	\$261,692	\$261,692
Selectboard-Other Expenses	<u>\$35,174</u>	<u>\$42,161</u>	<u>\$30,650</u>	<u>\$30,650</u>	<u>\$30,650</u>	<u>\$30,650</u>	<u>\$30,650</u>
Total Selectboard	\$273,519	\$277,455	\$276,160	\$282,325	\$292,342	\$292,342	\$292,342
1250 Cable Access							
Cable Access-Personnel Services	\$84,136	\$88,411	\$100,431	\$102,440	\$102,440	\$102,440	\$102,440
Cable Access-Other Expenses	<u>\$25,571</u>	<u>\$23,063</u>	<u>\$24,100</u>	<u>\$24,100</u>	<u>\$24,100</u>	<u>\$24,100</u>	<u>\$24,100</u>
Total Cable Access	\$109,707	\$111,474	\$124,531	\$126,540	\$126,540	\$126,540	\$126,540
1320 Reserve Fund							
Total Reserve Fund	\$0	\$0	\$25,000	\$25,000	\$25,000	\$25,000	\$25,000
1350 Accountant/Auditor							
Accounting/Auditing- Personnel Services	\$231,257	\$240,454	\$244,062	\$244,062	\$244,062	\$244,062	\$244,062
Accounting/Auditing- Other Expenses	<u>\$0</u>	<u>\$0</u>	<u>\$300</u>	<u>\$300</u>	<u>\$300</u>	<u>\$300</u>	<u>\$300</u>
Total Accounting/Auditing	\$231,257	\$240,454	\$244,362	\$244,362	\$244,362	\$244,362	\$244,362
1360 Wage and Classification							
Merit Plan	\$90,000	\$50,000	\$100,000	\$75,000	\$80,000	\$80,000	\$80,000
Transferred/Expended	<u>-\$84,003</u>	<u>-\$30,264</u>	<u>\$0</u>	<u>\$0</u>	<u>\$0</u>	<u>\$0</u>	<u>\$0</u>
Total Wage and Classification	\$5,997	\$19,736	\$100,000	\$75,000	\$80,000	\$80,000	\$80,000
1370 Human Resources							
Human Resources Personnel Services	\$117,671	\$142,954	\$147,060	\$144,905	\$150,001	\$150,001	\$150,001
Human Resources Other Expenses	<u>\$27,031</u>	<u>\$27,009</u>	<u>\$31,600</u>	<u>\$14,600</u>	<u>\$24,600</u>	<u>\$28,600</u>	<u>\$34,600</u>
Total Human Resources	\$144,702	\$169,963	\$178,660	\$159,505	\$174,601	\$178,601	\$184,601
1410 Assessor							
Assessor-Personnel Services	\$154,712	\$165,206	\$168,359	\$171,564	\$171,564	\$171,564	\$171,564
Assessor-Other Expenses	<u>\$37,977</u>	<u>\$27,809</u>	<u>\$30,765</u>	<u>\$30,765</u>	<u>\$30,765</u>	<u>\$30,765</u>	<u>\$30,765</u>
Total Assessor	\$192,689	\$193,015	\$199,124	\$202,329	\$202,329	\$202,329	\$202,329

APPENDIX A - FY2027 BUDGET SCENARIOS

	FY 24	FY 25	FY 26	FY 27	FY 27	FY 27	FY 27
Department	Expended	Expended	Approved	NO Override	6m Override	9m Override	11m Override
1460 Collector/Treasurer							
Collector/Treasurer-Personnel Services	\$190,112	\$157,341	\$160,394	\$163,490	\$203,490	\$203,490	\$203,490
Collector/Treasurer-Other Expenses	<u>\$45,056</u>	<u>\$43,977</u>	<u>\$45,875</u>	<u>\$45,875</u>	<u>\$45,875</u>	<u>\$45,875</u>	<u>\$45,875</u>
Total Collector/Treasurer	\$235,168	\$201,318	\$206,269	\$209,365	\$249,365	\$249,365	\$249,365
1490 Town Audit							
Total Town Audit	\$35,000	\$35,000	\$36,000	\$36,000	\$36,000	\$36,000	\$36,000
1500 Town Clerk							
Town Clerk-Personnel Services	\$154,375	\$159,749	\$165,833	\$153,324	\$153,324	\$153,324	\$168,824
Town Clerk-Other Expenses	<u>\$5,445</u>	<u>\$5,416</u>	<u>\$14,500</u>	<u>\$5,000</u>	<u>\$12,500</u>	<u>\$14,000</u>	<u>\$14,500</u>
Total Town Clerk	\$159,820	\$165,165	\$180,333	\$158,324	\$165,824	\$167,324	\$183,324
1510 Legal Services							
Legal-Personnel Services	\$0	\$0	\$0	\$0			\$0
Legal-Other Expenses	<u>\$83,224</u>	<u>\$72,976</u>	<u>\$95,000</u>	<u>\$95,000</u>	<u>\$95,000</u>	<u>\$95,000</u>	<u>\$95,000</u>
Total Legal Services	\$83,224	\$72,976	\$95,000	\$95,000	\$95,000	\$95,000	\$95,000
1550 Information Technology							
Information Technology-Personnel Services	\$80,644	\$83,980	\$85,652	\$87,365	\$87,365	\$87,365	\$87,365
Information Technology-Other Expenses	<u>\$341,897</u>	<u>\$354,255</u>	<u>\$378,140</u>	<u>\$369,722</u>	<u>\$384,170</u>	<u>\$384,170</u>	<u>\$384,170</u>
Total Information Technology	\$422,541	\$438,235	\$463,792	\$457,087	\$471,535	\$471,535	\$471,535
1620 Elections							
Elections-Personnel Services	\$14,915	\$27,817	\$12,500	\$30,500	\$30,500	\$30,500	\$30,500
Elections-Other Expenses	<u>\$38,583</u>	<u>\$37,371</u>	<u>\$30,150</u>	<u>\$21,875</u>	<u>\$22,375</u>	<u>\$22,375</u>	<u>\$22,625</u>
Total Elections	\$53,498	\$65,188	\$42,650	\$52,375	\$52,875	\$52,875	\$53,125
1750 Planning/Conservation							
Planning/Conservation-Personnel Services	\$205,215	\$210,971	\$215,194	\$218,152	\$219,481	\$219,481	\$219,481
Planning/Conservation-Other Expenses	<u>\$57,524</u>	<u>\$40,868</u>	<u>\$48,875</u>	<u>\$21,375</u>	<u>\$31,375</u>	<u>\$38,875</u>	<u>\$48,875</u>
Total Planning/Conservation	\$262,739	\$251,839	\$264,069	\$239,527	\$250,856	\$258,356	\$268,356

APPENDIX A - FY2027 BUDGET SCENARIOS

	FY 24	FY 25	FY 26	FY 27	FY 27	FY 27	FY 27
Department	Expended	Expended	Approved	NO Override	6m Override	9m Override	11m Override
1920 Public Building Maintenance							
Public Bldg Mtce P/S	\$181,104	\$104,400	\$105,970	\$108,081	\$108,081	\$108,081	\$108,081
Public Bldg Mtce O/E	<u>\$236,130</u>	<u>\$302,136</u>	<u>\$312,500</u>	<u>\$326,830</u>	<u>\$326,830</u>	<u>\$326,830</u>	<u>\$326,830</u>
Total Building Maintenance	\$417,234	\$406,536	\$418,470	\$434,911	\$434,911	\$434,911	\$434,911
1930 Internal Service Fund							
Total Internal Service Fund	\$7,870	\$4,489	\$8,000	\$8,000	\$8,000	\$8,000	\$8,000
1950 Town Reports							
Total Town Reports	\$1,223	\$1,145	\$1,000	\$500	\$1,000	\$1,000	\$1,000
2100 Police							
Police-Personnel Services	\$3,044,234	\$3,306,478	\$3,655,088	\$3,190,385	\$3,337,840	\$3,364,415	\$3,433,415
Police-Other Expenses	<u>\$283,896</u>	<u>\$292,379</u>	<u>\$269,030</u>	<u>\$264,312</u>	<u>\$262,245</u>	<u>\$271,245</u>	<u>\$271,245</u>
Total Police	\$3,328,130	\$3,598,857	\$3,924,118	\$3,454,697	\$3,600,085	\$3,635,660	\$3,704,660
2410 Inspection Services							
Inspection Services-Personnel Services	\$202,488	\$228,562	\$199,660	\$176,373	\$201,373	\$216,373	\$227,228
Inspection Services-Other Expenses	<u>\$14,149</u>	<u>\$6,746</u>	<u>\$28,450</u>	<u>\$18,450</u>	<u>\$28,450</u>	<u>\$28,450</u>	<u>\$28,450</u>
Total Inspection Services	\$216,637	\$235,308	\$228,110	\$194,823	\$229,823	\$244,823	\$255,678
2440 Weights and Measures							
Total Weights and Measures	\$7,087	\$7,581	\$8,200	\$8,200	\$8,200	\$8,200	\$8,200
4000 Department of Public Works							
DPW-Personnel Services	\$889,469	\$903,827	\$971,753	\$866,574	\$997,616	\$997,616	\$997,616
DPW-Other Expenses	<u>\$630,812</u>	<u>\$653,868</u>	<u>\$663,260</u>	<u>\$567,260</u>	<u>\$630,170</u>	<u>\$665,170</u>	<u>\$676,170</u>
Total Department of Public Works	\$1,520,281	\$1,557,695	\$1,635,013	\$1,433,834	\$1,627,786	\$1,662,786	\$1,673,786
4230 Snow and Ice Removal							
Snow and Ice-Personnel Services	\$25,433	\$57,590	\$21,000	\$21,000	\$21,000	\$21,000	\$21,000
Snow and Ice-Other Expenses	<u>\$165,808</u>	<u>\$227,713</u>	<u>\$81,100</u>	<u>\$81,100</u>	<u>\$81,100</u>	<u>\$81,100</u>	<u>\$81,100</u>
Total Snow and Ice Removal	\$191,241	\$285,303	\$102,100	\$102,100	\$102,100	\$102,100	\$102,100

APPENDIX A - FY2027 BUDGET SCENARIOS

Department	FY 24 Expended	FY 25 Expended	FY 26 Approved	FY 27 NO Override	FY 27 6m Override	FY 27 9m Override	FY 27 11m Override
4240 Street Lighting							
Total Street/Signal Lighting	\$90,604	\$90,007	\$105,000	\$90,000	\$105,000	\$105,000	\$105,000
5110 Board of Health							
Board of Health-Personnel Services	\$240,540	\$220,291	\$236,153	\$214,917	\$214,917	\$240,458	\$240,458
Board of Health-Other Expenses	\$53,854	\$67,261	\$75,725	\$75,725	\$75,725	\$75,725	\$75,725
Total Board of Health	\$294,394	\$287,552	\$311,878	\$290,642	\$290,642	\$316,183	\$316,183
5300 Human Services							
Human Services-Personnel Services	\$622,629	\$555,022	\$536,014	\$471,101	\$508,422	\$545,620	\$545,620
Human Services-Other Expense	\$289,129	\$296,802	\$400,094	\$360,094	\$388,958	\$408,958	\$408,958
Total Total Human Services	\$911,758	\$851,824	\$936,108	\$831,195	\$897,380	\$954,579	\$954,579
6100 Library							
Library-Personnel Services	\$520,069	\$564,476	\$575,483	\$501,889	\$584,798	\$584,798	\$584,798
Library-Other Expenses	\$293,364	\$280,467	\$267,440	\$271,265	\$327,551	\$327,551	\$327,551
Total Library	\$813,433	\$844,943	\$842,923	\$773,154	\$912,349	\$912,349	\$912,349
6710 Old Firehouse Museum							
Total Old Firehouse Museum	\$4,680	\$5,845	\$7,650	\$5,650	\$7,650	\$7,650	\$7,650
7110 Retirement of Debt							
Total Principal: Long-Term Debt	\$2,432,472	\$2,418,885	\$2,490,428	\$2,467,103	\$2,467,103	\$2,467,103	\$2,467,103
7510 Interest: Long-Term Debt							
Total Interest: Long-Term Debt	\$930,765	\$843,790	\$762,971	\$680,506	\$680,506	\$680,506	\$680,506
7520 Interest: Short-Term Debt							
Total Interest: Short-Term Debt	\$0	\$0	\$3,000	\$3,000	\$3,000	\$3,000	\$3,000
9110 Retirement							
Total Retirement	\$4,343,569	\$4,765,712	\$5,170,346	\$5,277,322	\$5,277,322	\$5,277,322	\$5,277,322

APPENDIX A - FY2027 BUDGET SCENARIOS

	FY 24	FY 25	FY 26	FY 27	FY 27	FY 27	FY 27
Department	Expended	Expended	Approved	NO Override	6m Override	9m Override	11m Override
9130 Unemployment Compensation							
Total Unemployment Insurance	\$62,641	\$94,175	\$101,000	\$101,000	\$101,000	\$101,000	\$101,000
9140 Group Health Insurance							
Total Group Health Insurance	\$4,596,638	\$5,049,929	\$6,979,927	\$8,549,973	\$8,549,973	\$8,549,973	\$8,549,973
9160 Fica/Medicare							
Total Fica/Medicare	\$443,131	\$485,525	\$520,000	\$520,000	\$550,000	\$550,000	\$550,000
9450 Liability Insurance							
Total Liability Insurance	\$431,742	\$493,200	\$578,430	\$613,430	\$613,430	\$613,430	\$613,430
Schools							
Total Schools	\$24,584,772	\$25,521,460	\$25,771,460	\$26,000,000	\$27,000,000	\$27,500,000	\$27,500,000
OPEB							
Total OPEB Appropriations	\$500,000	\$500,000	\$500,000	\$500,000	\$500,000	\$500,000	\$500,000
Workers' Compensations							
Total Workers' Compensation	\$150,000	\$150,000	\$150,000	\$150,000	\$150,000	\$150,000	\$150,000
Injured on Duty							
Total IOD	\$50,000	\$50,000	\$50,000	\$50,000	\$50,000	\$50,000	\$50,000
Conservation Land Fund							
Total Land Fund	\$15,000	\$15,000	\$15,000	\$5,000	\$15,000	\$15,000	\$15,000
Channel Marker							
Total Channel Marker		\$3,000	\$5,000	\$5,000	\$5,000	\$5,000	\$5,000
Landfill							
Landfill-Personnel Services	\$67,662	\$102,656	\$107,351	\$109,733	\$109,733	\$109,733	\$109,733
Landfill-Other Expense	<u>\$1,232,510</u>	<u>\$1,247,798</u>	<u>\$1,284,500</u>	<u>\$1,305,500</u>	<u>\$1,305,500</u>	<u>\$1,305,500</u>	<u>\$1,305,500</u>
Total Landfill	\$1,300,172	\$1,350,454	\$1,391,851	\$1,415,233	\$1,415,233	\$1,415,233	\$1,415,233

APPENDIX A - FY2027 BUDGET SCENARIOS

	FY 24	FY 25	FY 26	FY 27	FY 27	FY 27	FY 27
Department	Expended	Expended	Approved	NO Override	6m Override	9m Override	11m Override
WWTP							
WWTP-Personnel Services	\$592,547	\$624,284	\$643,615	\$660,612	\$660,612	\$660,612	\$660,612
WWTP-Other Expense	<u>\$1,079,151</u>	<u>\$1,188,869</u>	<u>\$1,248,800</u>	<u>\$1,276,800</u>	<u>\$1,276,800</u>	<u>\$1,276,800</u>	<u>\$1,276,800</u>
Total WWTP	\$1,671,698	\$1,813,153	\$1,892,415	\$1,937,412	\$1,937,412	\$1,937,412	\$1,937,412
Ledges							
Ledges-Personnel Services	\$0	\$0	\$0	\$0	\$0	\$0	\$0
Ledges-Other Expense	<u>\$1,439,329</u>	<u>\$1,593,653</u>	<u>\$1,624,409</u>	<u>\$1,664,344</u>	<u>\$1,664,344</u>	<u>\$1,664,344</u>	<u>\$1,664,344</u>
Total Ledges	\$1,439,329	\$1,593,653	\$1,624,409	\$1,664,344	\$1,664,344	\$1,664,344	\$1,664,344
<hr/>							
Total General Fund	\$ 23,255,389	\$ 25,243,947	\$27,470,624	\$28,202,779	\$28,933,889	\$29,115,204	\$29,238,059
Total Misc. Trust	\$ 1,465,000	\$ 715,000	\$715,000	\$705,000	\$715,000	\$715,000	\$715,000
Total Receipts Reserved	\$ 2,920	\$ 3,000	\$5,000	\$5,000	\$5,000	\$5,000	\$5,000
Total DPW: Landfill	\$ 1,300,172	\$ 1,460,344	\$1,391,851	\$1,415,233	\$1,415,233	\$1,415,233	\$1,415,233
Total DPW: WWTP	\$ 1,671,698	\$ 1,867,538	\$1,892,415	\$1,937,412	\$1,937,412	\$1,937,412	\$1,937,412
Total Ledges	\$ 1,439,329	\$ 1,593,762	\$1,624,409	\$1,664,344	\$1,664,344	\$1,664,344	\$1,664,344
Total School	\$ 24,584,772	\$ 25,521,460	\$25,771,460	<u>\$26,000,000</u>	<u>\$27,000,000</u>	<u>\$27,500,000</u>	<u>\$27,500,000</u>
	\$ 53,719,281	\$ 56,405,051	\$58,870,759	\$59,929,767	\$61,670,878	\$62,352,193	\$62,475,048